

Canadian Wood Preservation Certification Authority Self Certification Program

Program Update



WESA

a BluMetric company

www.wesa.ca

2013 Activities

- Currently 52 facilities in the program
 - 13 BC 12 Ontario
 - 11 Quebec 7 Alberta
 - 3 Saskatchewan 3 Nova Scotia
 - 2 Manitoba 1 New Brunswick
- One facility shut down
- One existing facility set to join this summer
- Two new facilities will be audited in early summer

WESA™

a BluMetric™ company

www.wesa.ca

2013 Activities

- Internal audits – 32 facilities (50 plants)
- External audits – 20 facilities (35 plants) + additional one not yet in the Program
- 20 auditors trained live including 2 repeats
- 21 auditors retrained through webinar
- All facilities must have a least one trained auditor – some will require retraining this year to maintain this

2013 Activities

- Site visit required at one facility – equipment maintained but new preservative
- 1 re-audit and 3 full audits required in 2014
- ACZA preservative was re-introduced requiring new auditing worksheet
- PC continued to be introduced
- New requirement for eyewash/emergency shower was implemented

2013 Activities

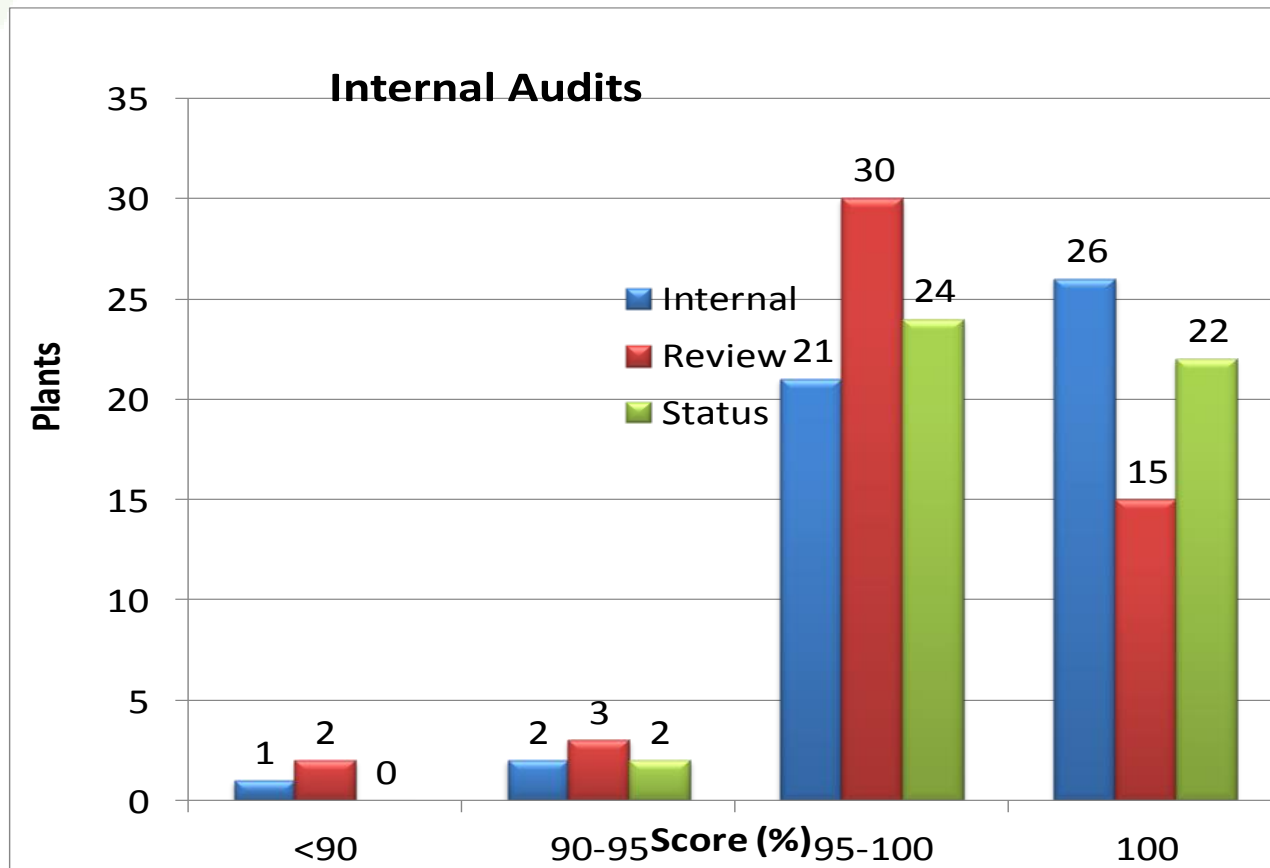
- Committee continues to review issues brought up by auditors
- Environment Canada (EC) continued the process of revising the 2004 TRD
 - Presentation at fall meeting
 - Finalization soon?

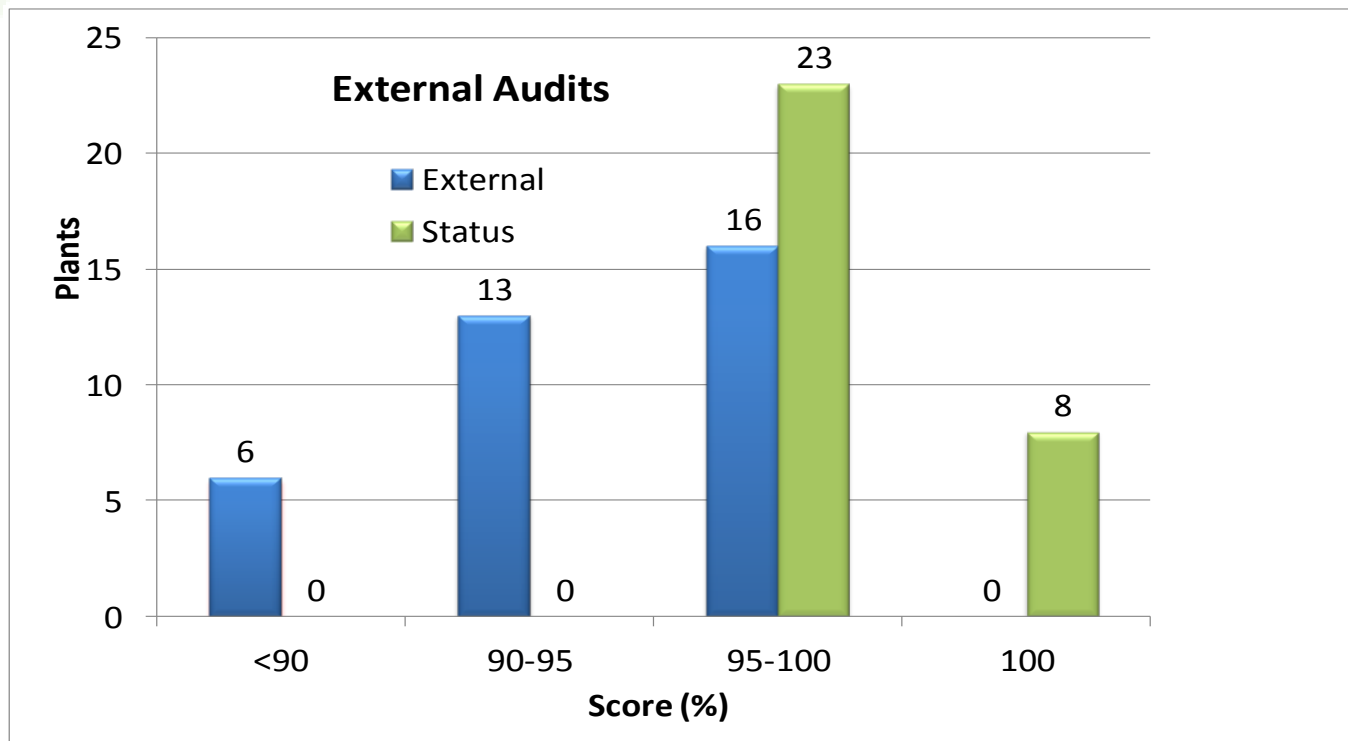
Internal Audits

- Reminder notice sent at end of October
- Facilities supposed to respond by middle of November of intent to meet year end deadline
- All but two facilities replied
- Timeline met except for six facilities; 12 facilities (2 external, 10 internal) did not meet status report timelines
- Delays the overall process and costs money

Internal Audits

- Will continue to send confirmation of receipt
- Will continue to send out reminder at end of October
- If not received by Dec 31, then additional charge of \$500; continued monitoring of status review timelines





Program's “Top Ten” List

Lack of Documentation

- Not providing required documentation for status reports or internal audits

Attention to Detail

- Not enough attention to the details in the worksheet guidelines especially when making changes

Program's “Top Ten” List

Tanks

- Not tested every 5 years – contractor

Emergency Shower/Eyewash Station

- Not installed yet or not potable water

Program's “Top Ten” List

Showers

- Choosing not to make showers mandatory
- Not enforcing their own shower policy

Air Testing

- No IH used to establish program
- Not monitoring according to policy/SOP

Program's “Top Ten” List

Groundwater/Surface Water Monitoring

- Not analyzing for minimum parameters
- Not completing the monitoring in accordance with their own policies

Valve Testing

- Not testing and/or documenting as required

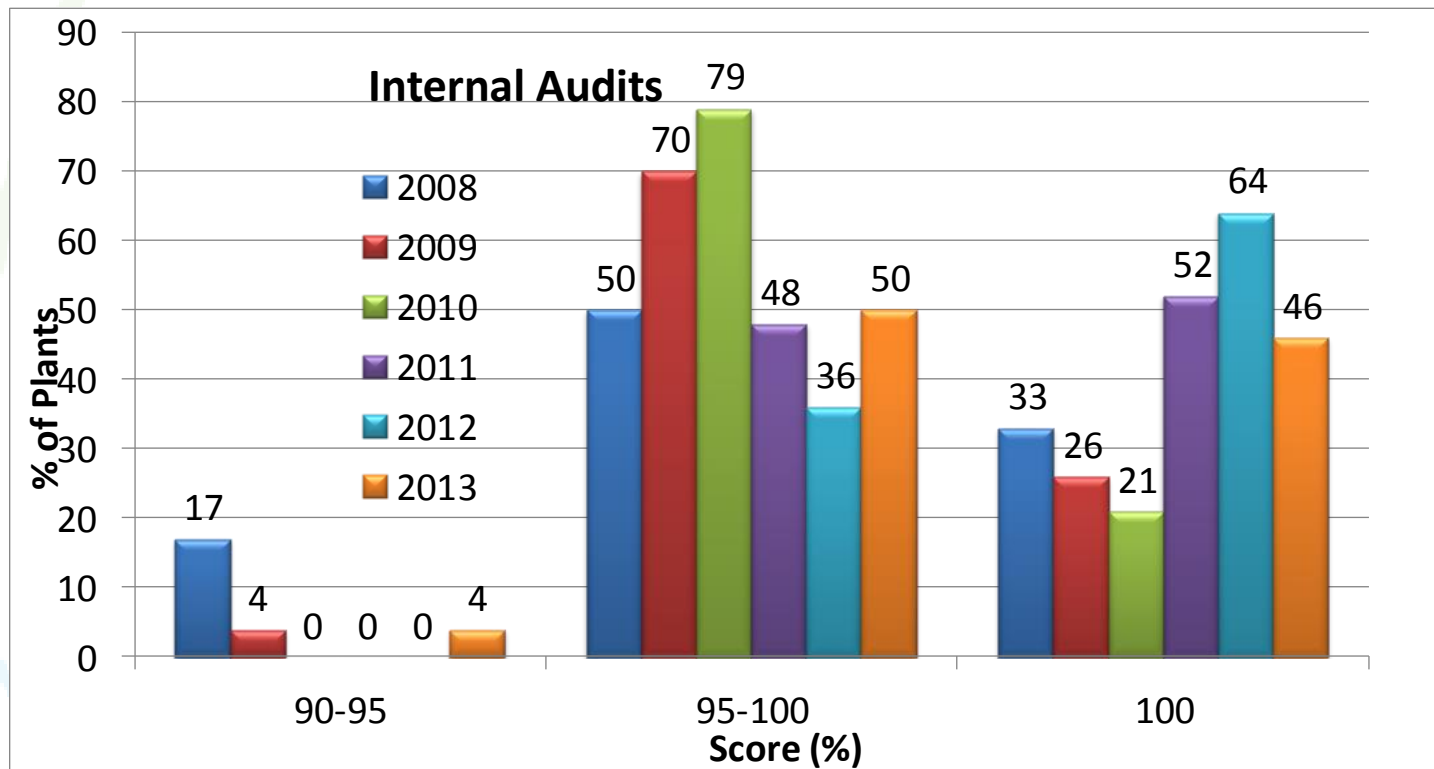
Program's “Top Ten” List

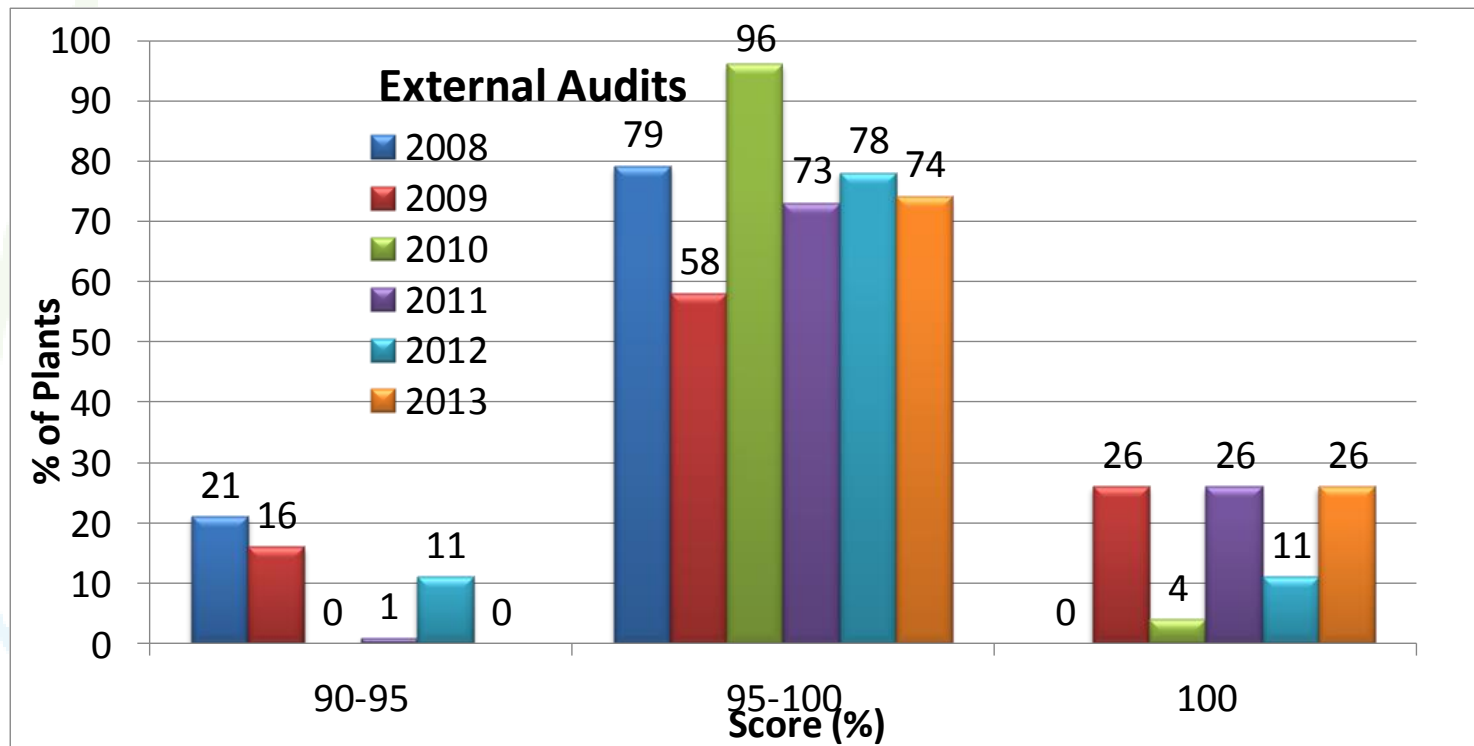
Pipe and Valve Labelling

- Additional labelling required
- Schematics have not been updated

Equipment Leaks

- Leaks not being repaired in reasonable time frame leading to staining of containment area





Trend Analysis

What do the numbers mean?

- Final internal audit scores >95%, except last year when 2 plants had 90-95%
- External audit scores are lower – always the case; reflects that changes do not consistently follow the TRD requirements; re-audits still required
- Internal audits for some facilities may not be representative of on-going scores

Trend Analysis

What do the numbers mean?

- External audits provide a fresh set of eyes and a double check of the internal audit process
- External audits done every 3 years; some facilities require this to maintain TRD requirements or scores will slip
- Many still “get ready” for an external audit
- Facilities do not always respond well to change

Looking Forward

- Next 3 year audit cycle starts this year
- 2014 external audit schedule established
 - more emphasis on geographic location
 - try to minimize costs
 - some flexibility from facilities required
 - Could result in audits sooner or later than 3 years but only one audit per cycle
- Past costs – fees + travel (same for each site)
- Now – one cost based on # of cylinders

Looking Forward

- Auditor training
 - Continue with live training for new auditors but cost increased to \$500/person
 - Continue with interactive webinars but costs increased to \$150/person
 - Have the option of in-house training during external audit

Looking Forward

- Regulations to be updated
 - greater clarity on status – score less than minimum, status is considered Provisional until corrections implemented and reviewed
 - Once a new facility requests a qualifying audit, then Program regulations apply